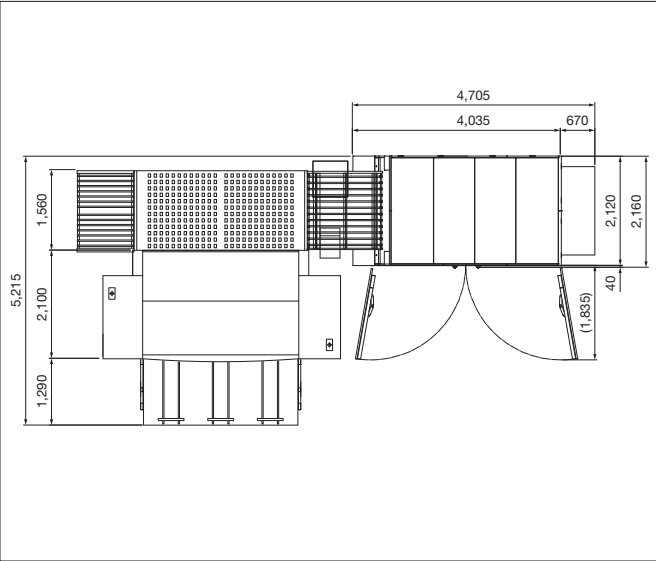
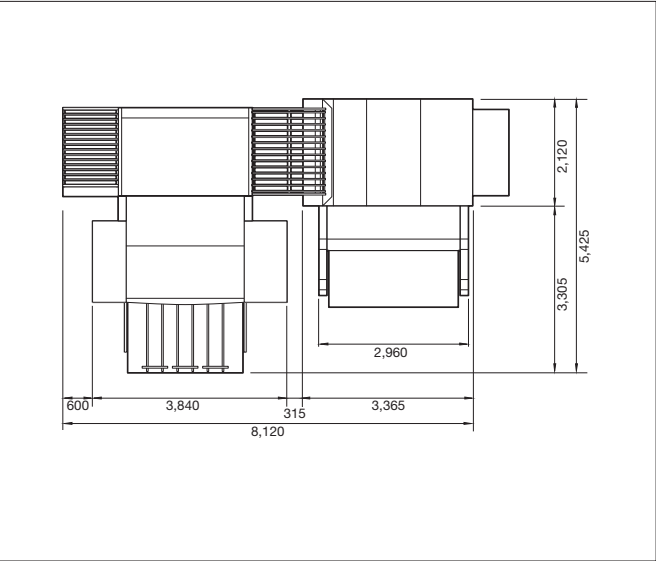


Space requirements

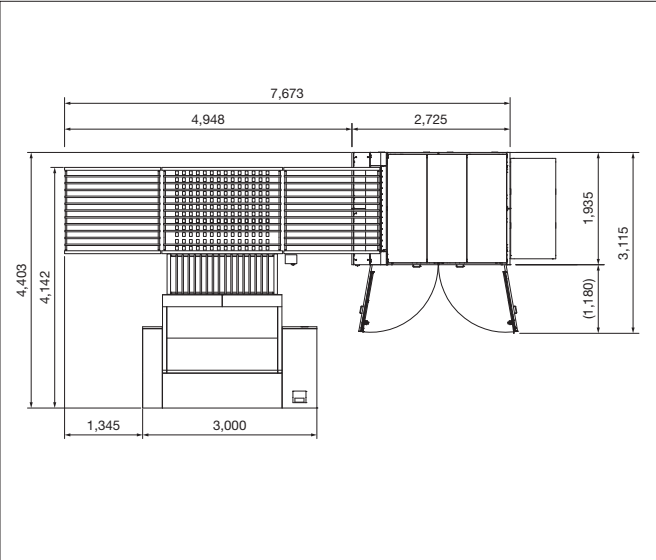
Layout for PlateRite Ultima 48000 with SA-L48000SKID [units: mm]



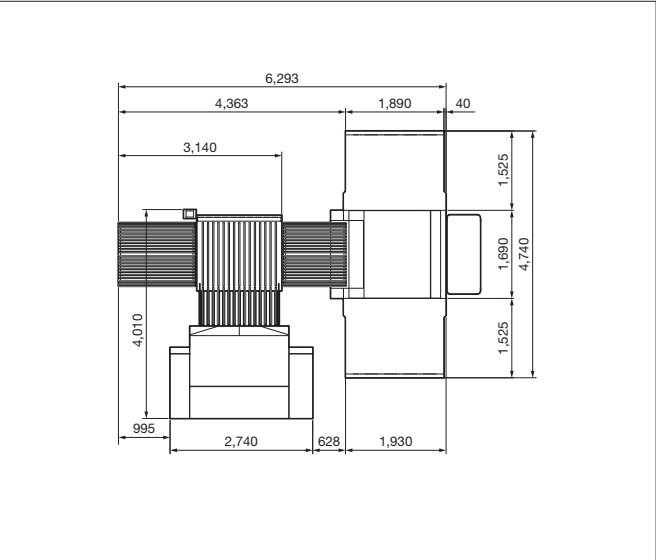
Layout for PlateRite Ultima 40000N with MA-L40000N [units: mm]



Layout for PlateRite Ultima 24000N with SA-L24000SKID [units: mm]



Layout for PlateRite Ultima 16000N with MA-L16000NII (six-cassette type) [units: mm]




• The size of the automatic processor and other equipment varies with the plates used.

SCREEN Graphic Solutions Co., Ltd.

HEAD OFFICE
• TenjinKita-machi 1-1, Teranouchi-agaru 4-chome, Horikawa-dori, Kamigyo-ku, Kyoto 602-8585, Japan / Tel: +81-75-414-7610
SCREEN GP Americas, LLC
• 150 Innovation Drive • Ste A, Elk Grove Village, IL 60007, U.S.A. / Tel: +1-847-870-7400 / Fax: +1-847-870-0149 www.screenamericas.com
SCREEN GP Europe B.V.
• Bouwerij 46, 1185XX Amstelveen, The Netherlands / Tel: +31-20-456-78-00 www.screen europe.com
U.K. office / Tel: +44-1582-72-5400
SCREEN Holdings Singapore PTE. Ltd.
• 29, Kaki Bukit View, #02-00, Kaki Bukit Techpark II, Singapore 415963 / Tel: +65-6845-3288 / Fax: +65-6741-2168 www.screen sp.com.sg
SCREEN GP China Co., Ltd.
• Room 2001 • 2003, 20/F Cable TV Tower 9 Hoi Shing Road Tsuen Wan, N.T. Hong Kong / Tel: +852-2953-0038 / Fax: +852-2755-8683 www.screen china.com
Shanghai office / Tel: +86-21-3126-5122 / Fax: +86-21-5218-2199
Beijing office / Tel: +86-10-6708-9271 / Fax: +86-10-6708-9395
Guangzhou office / Tel: +86-20-3887-9650 / Fax: +86-20-3887-9653
SCREEN GP Taiwan Co., Ltd.
• 4th Floor, No. 126-1, Min-tsu West Road, Taipei, Taiwan R.O.C. / Tel: +886-2-2586-2711 / Fax: +886-2-2591-4367
SCREEN HD Korea Co., Ltd.
• K-TOWER 11F, 88, Iljuk-ro, Minan-gu, Anyang-si, Gyeonggi-do, 13901, Korea / Tel: +82-2-727-0860 / Fax: +82-2-727-0876 www.screen-korea.com
SCREEN GP Australia PTY., Ltd.
• Suite 15A, 2 Eden Park Drive, Macquarie Park, NSW 2113, Australia / Tel: +61-2-9016-3400 / Fax: +61-2-9016-3425 www.screen aust.com.au

Internet web site : www.screen.co.jp/ga
www.screenamericas.com
www.screen europe.com

The QR code on the right can be used to check whether this brochure is the latest version.



We reserve the right to alter product design and specifications without prior notice.

No.205-133E V2-E SCI 06-21
Printed by the Truepress Jet520HD+ / SC inks

SCREEN




PlateRite Ultima Series

Multi-Format Thermal Plate Recorders



High-end CtP that maximizes the performance of large-format offset presses

PlateRite Ultima Series



PlateRite Ultima 48000S/SX

An advanced thermal CtP unit that can output plates up to 48 A4 pages in size, and maximizes the productivity of the largest web offset presses.

Supported plate sizes:
Maximum: 2,900 x 1,350 mm; Minimum: 650 x 550 mm



PlateRite Ultima 40000N ZT/ZS

A thermal CtP unit that can output plates up to 40 A4 pages in size.

Supported plate sizes:
Maximum: 2,280 x 1,600 mm; Minimum: 650 x 550 mm



PlateRite Ultima 24000N-S/Z

A thermal CtP unit that outputs plates up to 24 A4 pages in size and fits the most popular plate sizes in the recent VLF market.

Supported plate sizes:
Maximum: 1,652 x 1,325 mm; Minimum: 650 x 490 mm



PlateRite Ultima 16000N-E/S/Z

A thermal CtP unit that can output plates for large-size media, including plates up to 16 A4 pages in size.

Supported plate sizes:
Maximum: 1,470 x 1,180 mm; Minimum: 650 x 550 mm*
* 450 x 370 mm (Field option)

This illustration shows the PlateRite Ultima 40000N connected to the SA-L40000N SKID and the MA-L40000N.

Various autoloading systems

SCREEN’s renowned plate transportation technology automates the whole procedure from plate loading to imaging, transporting, developing and unloading in a series of operation.

It also reduces the risk of damaging plates during manual loading and unloading procedures. A fully automated process maximizes the CtP productivity and press operating ratio.

Skid autoloader

A Skid autoloader enables to set a large volume of single-sized plates on a wooden pallet directly into the system*¹. Maximum 600 plates*² can be mounted on a single pallet and thus it is extremely effective to reduce the operating time of loading and unloading plates. SCREEN has 3 sizes of Skid autoloaders which cover all PlateRite Ultima series.

**1 In order to adjust the plate position automatically, a wooden pallet needs to be loaded on a unique skid base unit for the SA-L48000SKID and SA-L40000N SKID.
2 For 0.3mm thickness plates, depending on the plate size.

Multi-cassette autoloader

A Multi-cassette autoloader has multiple cassettes, and different sizes or types of plates can be set on each cassette. Maximum 300-450 plates*³ can be set on a Multi-cassette autoloader depending on the model. An operator can exchange plates to an empty cassette while the Multi-autoloader is in operation.

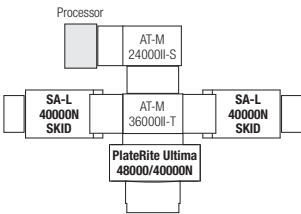
**3 Maximum 75 plates per cassette for 0.3mm thickness plates.
MA-L40000N: maximum 300 plates (4 cassettes)
MA-L16000NII 6 cassette-model: maximum 450 plates (6 cassettes)*

Multiple combinations of autoloaders

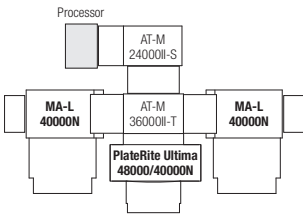
PlateRite Ultima 48000SX/S, SA-L48000SKID, MA-L40000N PlateRite Ultima 40000N-ZT/ZS, SA-L40000N SKID, MA-L40000N

The PlateRite Ultima 48000, 40000N series have twin autoloader configurations, which consists of one CtP engine with 2 autoloaders. The combination of the Skid autoloader, Multi-cassette autoloader and the left/right configuration can be decided freely. Single autoloader configurations are also available for these series.

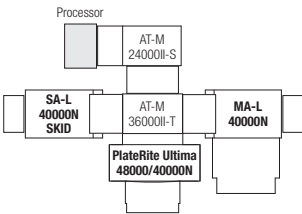
Twin Skid autoloaders



Twin Multi-cassette autoloaders



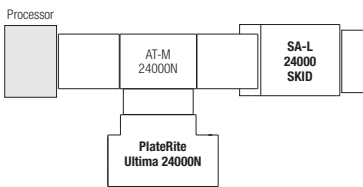
Skid and Multi-cassette autoloaders



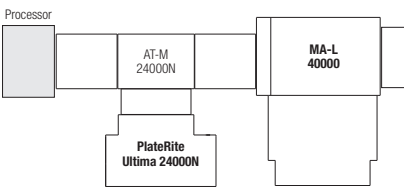
PlateRite Ultima 24000N-Z/S, SA-L24000SKID, MA-L40000

The PlateRite Ultima 24000N can be connected with a single autoloader. When using the latest Skid autoloader SA-L24000SKID, an operator can adjust the position of the plates simply by following the laser beams inside the system.

Skid autoloader



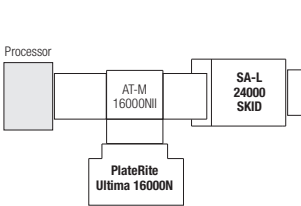
Multi-cassette autoloader



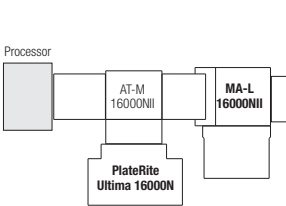
PlateRite Ultima 16000N-Z/S/E, SA-L24000SKID, MA-L16000NII

There are 3-cassette and 6-cassette models of Multi-cassette autoloaders for PlateRite Ultima 16000N. The 3-cassette model can be upgraded to 6-cassette model by installing additional 3 cassettes at the field. The PlateRite Ultima 16000N can be connected with either the MA-L16000NII or the SA-L24000SKID.

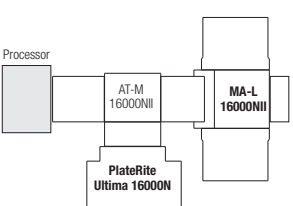
Skid autoloader



Multi-cassette autoloader (3 cassettes)



Multi-cassette autoloader (6 cassettes)

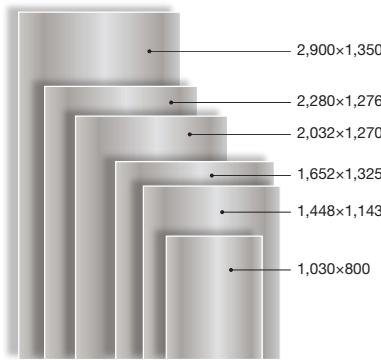


Realizing a remarkable level of productivity

A multi-channel imaging head with a unique GLV™ technology

GLV™ (Grating Light Valve™) technology has its origin in semiconductor manufacturing. A GLV™ array consists of thousands of microscopic reflective ribbons placed over a silicon ship. These ribbons move up and down to reflect or diffract and imaging laser targeted at the array, simultaneously turning on and off a large number of optical channels.

The PlateRite Ultima series feature an advanced imaging head and make it possible to simultaneously control 512 or 1,024 channels of light. The GLV™ technology dramatically increases the width of imaging area of each drum rotation and contributes to the higher productivity.



Higher productivity with leading edge technology

Dual plate loading

The advanced PlateRite Ultima 48000, 40000N series can load not only a single large-sized plate to the drum, but also a pair of small-sized plates together. Imaging a pair of small-sized plates increases the productivity since the loading and unloading steps can be skipped.

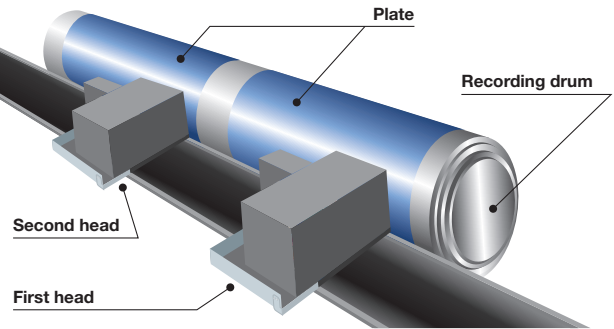
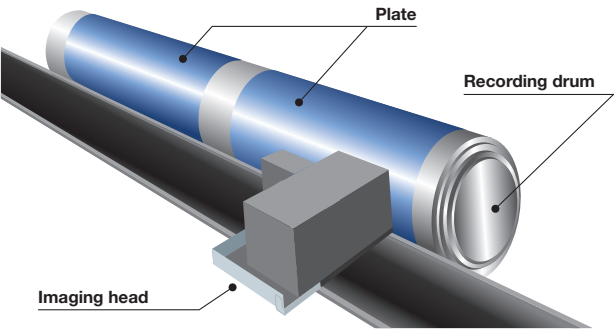
	Plate size during dual plate loading
PlateRite Ultima 48000	16 A4-size pages
PlateRite Ultima 40000N	8 A4-size pages

• The PlateRite Ultima 24000N and PlateRite Ultima 16000N do not support dual loading.

Dual head exposure

The PlateRite Ultima 40000N-ZT also have twin imaging heads to expose 2 plates the same time, which significantly contributes to much higher productivity. Both heads can be used to expose a single large plate as well*.

** There may be a slight line on the joint area of the first head and the second head depending.*



PlateRite Ultima series productivity

	2,900 × 1,350mm	2,280 × 1,276mm	2,032 × 1,270mm	1,652 × 1,325mm	1,448 × 1,143mm	1,030 × 800mm
PlateRite Ultima 48000SX	17	20	22	24	34	42
PlateRite Ultima 48000S	14	17	18	20	28	34
PlateRite Ultima 40000N-ZT	—	35	38(26)	41(29)	45(32)	70
PlateRite Ultima 40000N-ZS	—	24	26	29	32	48
PlateRite Ultima 24000N-Z	—	—	—	35	39	46
PlateRite Ultima 24000N-S	—	—	—	24	27	34
PlateRite Ultima 16000N-Z	—	—	—	—	42	46
PlateRite Ultima 16000N-S	—	—	—	—	29	37
PlateRite Ultima 16000N-E	—	—	—	—	17	20

• Productivity may vary depending on the sensitivity of the plates.
• Numbers in parentheses indicate productivity when only one imaging head is used.
• The above productivity was measured during output at 2,400 dpi with Multi-cassette autoloader.
• Productivity may vary slightly by model when a Skid autoloader is used.

PlateRite Ultima series specifications

Main unit specifications

Product name	PlateRite Ultima 48000	
	48000SX	48000S
Recording system	External drum	
Light source per head	Single head 1,024 ch GLV Bar laser diode 60 W x 2	Single head 512 ch GLV Bar laser diode 50 W x 2
Plate size	Maximum 2,900 x 1,350 mm [114.1" x 53.1"]; Minimum 650 x 550 mm [25.6" x 21.7"]	
Dual plate support	Support for two plates, maximum 1,450 x 1,350 mm [57.0" x 53.1"] each	
Imaging size	Maximum 2,900 x 1,335 mm [114.1" x 52.5"]*1 (Leading edge gripper margin: 8 mm [0.32"]; Trailing edge gripper margin: 7 mm [0.28"])	
Plate thickness	0.3 to 0.4 mm [11.9 to 15.7 mil]*2	
Plate type	Thermal aluminum plate	
Resolutions	1,200*3, 2,400, 2,438, 2,540 dpi	
Productivity	See productivity chart in this brochure	
Press punch systems	Installation of up to 10 units	
Registration punch system	Preinstalled	
Interface	S-PIF	
Dimensions**4 (W x D x H)	Main unit: 4,600 x 2,100 x 1,795 mm [181.2" x 82.7" x 70.7"]	
Weight	Main unit: 4,000 kg [8,800 lb]	
Power requirements	Main unit : Single phase 200 to 240 V, 5.2 kW, 32 A Chiller unit*8 : Single phase 200 to 240 V, 0.6 kW, 3 A Blower unit : Single phase 200 to 240 V, 1.2 kW, 10 A	
Environment	Recommended: Temperature 21 to 25°C (69.8 to 77°F); Relative humidity: 50 to 70% Required : Temperature 18 to 26°C (64.4 to 78.7°F); Relative humidity: 40 to 70%	
Standard accessories	Manual plate loading table, chiller unit, blower unit, signal tower	
Optional accessories	Punchless plate handling option, 0.5 mm plate thickness support	
	SA-L48000SKID, MA-L40000*5, AT-M	

*1. When the punchless plate handling option is used, the leading edge gripper margin is 5 mm and the trailing edge gripper margin is 7 mm.
*2. When the factory option for support of 0.5 mm thick plates is selected, the supported plate thickness is 0.3 to 0.5 mm. *3. 1,200 dpi uses doubled 2,400 dpi dots.
*4. For information on system dimensions, please consult your SCREEN representative. *5. There are limits to the sizes of plate this unit can handle.

PlateRite Ultima 40000N	
40000N-ZT	40000N-ZS
External drum	
Dual head 1,024 ch GLV Bar laser diode 60 W x 2	Single head 1,024 ch GLV Bar laser diode 60 W x 2
Maximum 2,280 x 1,600 mm [89.7" x 62.9"]; Minimum 650 x 550 mm [25.6" x 21.7"]	
Support for two plates, maximum 1,060 x 1,600 mm [41.7" x 62.9"] each	
Maximum 2,280 x 1,585 mm [89.7" x 62.4"]*1 (Leading edge gripper margin: 8 mm [0.32"]; Trailing edge gripper margin: 7 mm [0.28"])	
0.2 to 0.4 mm [7.9 to 15.7 mil]*2	
Thermal aluminum plate	
1,200*3, 2,400, 2,540 dpi	
See productivity chart in this brochure	
Installation of up to 10 units	
Preinstalled	
Gigabit-Ethernet	
Main unit: 3,840 x 3,500 x 1,795 mm [151.2" x 137.8" x 70.7"]	
Main unit: 3,350 kg [7,386 lb]	
Main unit : Single phase 200 to 240 V, 6.0 kW, 30 A Chiller unit*8 : Single phase 200 to 240 V, 0.6 kW, 3 A Blower unit : Single phase 200 to 240 V, 1.2 kW, 10 A	
Recommended: Temperature 21 to 25°C (69.8 to 77°F); Relative humidity: 50 to 70% Required : Temperature 18 to 26°C (64.4 to 78.7°F); Relative humidity: 40 to 70%	
Manual plate loading table, chiller unit, blower unit	
Punchless plate handling option, signal tower	
MA-L40000N, SA-L40000N SKID*5, AT-M40000N	

Product name	PlateRite Ultima 24000N	
	24000N-Z	24000N-S
Recording system	External drum	
Light source per head	Single head 1,024 ch GLV Bar laser diode 60 W x 2	Single head 512 ch GLV Bar laser diode 60 W x 1
Plate size	Maximum 1,652 x 1,325 mm [65" x 52.1"]; Minimum 650 x 490 mm [25.6" x 19.3"]	
Dual plate support	Not supported	
Imaging size	Maximum 1,652 x 1,313 mm [65" x 51.6"] (Leading edge gripper margin: 5 mm [0.20"]; Trailing edge gripper margin: 7 mm [0.28"])	
Plate thickness	0.2 to 0.4 mm [7.9 to 15.7 mil]*6	
Plate type	Thermal aluminum plate	
Resolutions	1,200*3, 2,400, 2,540 dpi	
Productivity*7	See productivity chart in this brochure	
Press punch systems	Installation of up to 12 units	
Registration punch system	Not installed	
Interface	Gigabit Ethernet	
Dimensions**4 (W x D x H)	Main unit: 3,000 x 1,950 x 1,600 mm [118.2" x 76.8" x 63"]	
Weight	Main unit: 1,700 kg [3,740 lb]	
Power requirements	Main unit : Single phase 200 to 240 V, 5.0 kW, 25 A Chiller unit*8 : Single phase 200 to 240 V, 0.6 kW, 3 A	
Environment	Recommended: Temperature 21 to 25°C (69.8 to 77°F); Relative humidity: 50 to 70% Required : Temperature 18 to 26°C (64.4 to 78.7°F); Relative humidity: 40 to 70%	
Standard accessories	Chiller unit	
Optional accessories	Signal tower, manual plate loading table	
	MA-L40000, SA-L24000SKID, AT-M24000N	

*6. With a plate thickness of 0.4 mm, only plate sizes of 900 x 770 mm and above can be used.
*7. Productivity may vary depending on the sensitivity of the plates used.
*8. The specification of the chiller depends to the region.

PlateRite Ultima 16000N		
16000N-Z	16000N-S	16000N-E
External drum		
Single head 1,024 ch GLV Bar laser diode 60 W x 2	Single head 512 ch GLV Bar laser diode 60 W x 1	
Maximum 1,470 x 1,180 mm [57.8" x 46.4"]; Minimum 650 x 550 mm [25.6" x 21.7"]*9,*10		
Not supported		
Maximum 1,470 x 1,172 mm [57.8" x 46.1"] (Leading edge gripper margin: 3 mm [0.12"]*9 Trailing edge gripper margin: 5 mm [0.20"])		
0.2 to 0.4 mm [7.9 to 15.7 mil]*10		
Thermal aluminum plate		
1,200*3, 2,400, 2,438, 2,540 dpi		
See productivity chart in this brochure		
Installation of up to 10 units		
Not installed		
Gigabit Ethernet		
Main unit: 2,740 x 1,772 x 1,511 mm [107.9" x 69.8" x 59.5"]]		
Main unit: 1,640 kg [3,608 lb]		
Main unit : Single phase 200 to 240 V, 5.0 kW, 25 A Chiller unit*8 : Single phase 200 to 240 V, 0.6 kW (0.7 kW), 3 A (4 A) Blower unit : Single phase 200 to 240 V, 1.0 kW, 10 A		
Recommended: Temperature 21 to 25°C (69.8 to 77°F); Relative humidity: 50 to 70%		
Required : Temperature 18 to 26°C (64.4 to 78.7°F); Relative humidity: 40 to 70%		
Chiller unit, blower unit		
Signal tower, manual plate loading table		
MA-L16000NII, SA-L24000SKID, AT-M16000NII		

*9. The minimum plate size of 450 x 370 mm is offered as an option (with leading edge gripper margin of 4 mm). Plates wider than 590 mm and narrower than 610 mm cannot be used.
*10. With a plate thickness of 0.4 mm, only plate sizes of 900 x 770 mm and above can be used.

Flexibility of upgrading in the future

Upgrading the productivity

The PlateRite Ultima 16000N can be upgraded from E to S model for higher productivity after installation. The initial investment can be minimized and upgraded later on with flexibility.



Automatic inline press punches

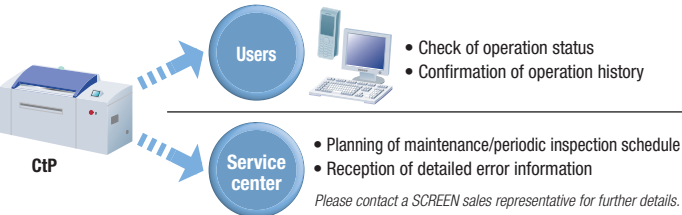
As an option, 10 to 12 blocks of press punches can be installed and selected according to the plate size and press type. By using the inline press punches, plates can be set directly on the press with perfect accuracy after imaging. It eliminates the need of manual punching afterwards and results in shorter make-ready time of the press and maximizes the overall operating ratio.

Advanced support boosts system reliability

Remote monitoring function

Users can easily monitor and control their system from a remote location via Web browser or e-mail.* An external PC can also be effectively used as a substitute operation panel to manage CtP settings.
E-mails are automatically forwarded to a service center, providing an in-depth understanding of the operation status of the equipment. This information can be used during maintenance and periodic inspections to ensure the system remains in optimal condition at all times.

* Can be forwarded to up to five e-mail addresses



TRUST Network Service

Online maintenance support service

Protection of client equipment
TRUST Guard

Clients

Communication with clients
TRUST Dialog

PlateRite series

SCREEN Support staff

Remote assistance of clients
TRUST Assist

- Support for TRUST Network Service is planned.
- Please refer to the catalogue for TRUST Network Service for detailed information.